



NOW AVAILABLE IN SA

A yellow JCB 220X LC tracked excavator is the central focus, positioned on a gravel surface. The machine features the JCB logo in white on a black background on its boom, side, and rear. The model number '220X LC' is visible on the side of the cab. The excavator's arm is raised, and its tracks are clearly visible. The background shows a complex industrial site with blue metal structures, power lines, and a cloudy sky at dusk or dawn. The lighting is dramatic, with some lights on the machine and site glowing.

TOUGH CONSTRUCTION. IT'S IN OUR DNA.

In every corner of the world you'll find a JCB machine. Since our beginnings in 1945, we have always invested heavily in research and development, keeping JCB at the cutting edge of innovation. Today, JCB has some of the finest engineering facilities across the globe, producing a range of over 300 machines and maintains a reputation for unrivalled customer service.

RUGGED RELIABLE PROTECTION

The same innovation to always get the job done better, the same quality to never let you down, the same engineering heritage and expertise that you can trust, can be found in **JCB Safety Footwear**.

JCB

INDEX

4 | Safety Footwear

6 Holton Hiker Honey Nubuck | 7 Holton Hiker Brown | 8 Holton Hiker Black Nubuck
9 Holton Hiker Black | 11 Chelsea Brown | 12 Chelsea Black | 13 Chelsea Tan Nubuck
15 Hiker HRO Black | 16 Hiker Construction | 17 Hiker HRO Brown | 18 Oxford | 19 Chukka
20 Jogger Black | 21 Jogger White | 22 Supreme Hi Top Black | 23 Supreme Hi Top White
24 Glide Black | 25 Glide Sky | 26 Glide Silver Reflect | 27 Glide Aqua | 29 Warrior

22 | Soft Toe Work Boots

32 S.W.A.T Desert | 33 S.W.A.T Black | 34 Holton Honey Nubuck | 35 Holton Black
37 Chelsea Classic Brown | 38 Chelsea Classic Black | 41 Chelsea Brown Crazy Horse
42 Chelsea Black | 43 Chelsea Tan | 45 Legacy Chelsea Black | 46 Legacy Chelsea Brown
47 Legacy Half Boot | 49 Drift Canvas Sneaker | 50 Desert Tan Lace Up
51 Desert Brown Lace Up | 52 Desert Tan Slip On | 53 Desert Brown Slip On

54 | Accessories

54 Inner Sole, Boot Laces & Heavy Duty Socks
55 Merchandise | 56 Inner Sole Construction
60 Our Leather | 61 Our Components

58 | Complete Range at a Glance

58 Safety Footwear
59 Soft Toe Work Boots

63 | JCB World Head Quarters

63 Overview

ALL JCB SAFETY FOOTWEAR IS NRCS APPROVED ACCORDING TO SANS 20345: 2014 & CE EN ISO 20345: 2011

**Leather is a natural product, therefore, colour & texture may vary from images.*

HOLTON HIKER

HONEY NUBUCK



STYLE CODE: JCB1822
SANS 20345: 2014 & CE EN ISO 20345: 2011 APPROVED

GENUINE HONEY NUBUCK LEATHER

JCB ERGONOMIC DNA SOLE:
LIGHT-WEIGHT DUAL DENSITY PU/PU

STEEL TOE CAP

QUICK RELEASE & HEXAGON EYELETS

COMFORT PADDED ANKLE COLLAR

BELLOWED TONGUE TO SEAL OUT DEBRIS

SLIP RESISTANT

ULTRA COMFORT PERFORMANCE INNER SOLE

AVAILABLE IN SIZES 3-13

SB-SRA



INCLUDES
ONE PAIR FREE
**WORK
GLOVES**

SB-SRC



INCLUDES
ONE PAIR FREE
**WORK
GLOVES**

HOLTON HIKER

BROWN



STYLE CODE: JCB1855
SANS 20345: 2014 & CE EN ISO 20345: 2011 APPROVED

EXTRA THICK SUPERIOR QUALITY
FULL GRAIN CRAZY HORSE LEATHER

JCB ERGONOMIC DNA SOLE:
LIGHT-WEIGHT DUAL DENSITY PU/PU

STEEL TOE CAP

QUICK RELEASE & HEXAGON EYELETS

COMFORT PADDED ANKLE COLLAR

BELLOWED TONGUE TO SEAL OUT DEBRIS

SLIP RESISTANT

ULTRA COMFORT PERFORMANCE INNER SOLE

AVAILABLE IN SIZES 3-13

HOLTON HIKER

BLACK NUBUCK



STYLE CODE: JCB1833
SANS 20345: 2014 & CE EN ISO 20345: 2011 APPROVED

GENUINE NUBUCK LEATHER

COMFORT PADDED ANKLE COLLAR

JCB ERGONOMIC DNA SOLE:
LIGHT-WEIGHT DUAL DENSITY PU/PU

BELLOWED TONGUE TO SEAL OUT DEBRIS

STEEL TOE CAP

SLIP RESISTANT

QUICK RELEASE & HEXAGON EYELETS

ULTRA COMFORT PERFORMANCE INNER SOLE

AVAILABLE IN SIZES 3-13

SB-SRA



INCLUDES
ONE PAIR FREE
**WORK
GLOVES**

SB-SRC



INCLUDES
ONE PAIR FREE
**WORK
GLOVES**

HOLTON HIKER

BLACK



STYLE CODE: JCB1844
SANS 20345: 2014 & CE EN ISO 20345: 2011 APPROVED

PREMIUM FULL GRAIN LEATHER

COMFORT PADDED ANKLE COLLAR

JCB ERGONOMIC DNA SOLE:
LIGHT-WEIGHT DUAL DENSITY PU/PU

BELLOWED TONGUE TO SEAL OUT DEBRIS

STEEL TOE CAP

SLIP RESISTANT

QUICK RELEASE & HEXAGON EYELETS

ULTRA COMFORT PERFORMANCE INNER SOLE

AVAILABLE IN SIZES 3-13



SB-SRC

CHELSEA BROWN



STYLE CODE: JCB1877
SANS 20345: 2014 & CE EN ISO 20345: 2011 APPROVED

EXTRA THICK SUPERIOR QUALITY
FULL GRAIN CRAZY HORSE LEATHER

ELASTICATED SIDE PANEL & PULL TABS FOR EASY DONNING & DOFFING

JCB ERGONOMIC DNA SOLE:
LIGHT-WEIGHT DUAL DENSITY PU/PU

SLIP RESISTANT

STEEL TOE CAP

ULTRA COMFORT PERFORMANCE INNER SOLE

AVAILABLE IN SIZES 3-13

CHELSEA BLACK



STYLE CODE: JCB1888
SANS 20345: 2014 & CE EN ISO 20345: 2011 APPROVED

PREMIUM FULL GRAIN LEATHER

ELASTICATED SIDE PANEL & PULL TABS FOR EASY DONNING & DOFFING

JCB ERGONOMIC DNA SOLE:
LIGHT-WEIGHT DUAL DENSITY PU/PU

SLIP RESISTANT

STEEL TOE CAP

ULTRA COMFORT PERFORMANCE INNER SOLE

AVAILABLE IN SIZES 3-13

SB-SRC

SB-SRA

CHELSEA TAN NUBUCK



STYLE CODE: JCB1866
SANS 20345: 2014 & CE EN ISO 20345: 2011 APPROVED

GENUINE NUBUCK LEATHER

ELASTICATED SIDE PANEL & PULL TABS FOR EASY DONNING & DOFFING

JCB ERGONOMIC DNA SOLE:
LIGHT-WEIGHT DUAL DENSITY PU/PU

SLIP RESISTANT

STEEL TOE CAP

ULTRA COMFORT PERFORMANCE INNER SOLE

AVAILABLE IN SIZES 3-13



HIKER HRO BLACK

SB-SRC-HRO



INCLUDES
ONE PAIR FREE
**WORK
GLOVES**



STYLE CODE: JCB1899
SANS 20345: 2014 & CE EN ISO 20345: 2011 APPROVED

PREMIUM FULL GRAIN LEATHER

COMFORT PADDED ANKLE COLLAR

JCB ERGONOMIC DNA SOLE:
EXCELLENT ABRASION & 300° HEAT RESISTANT PU/RUBBER

BELLOVED TONGUE TO SEAL OUT DEBRIS

COMPOSITE TOE CAP

SLIP RESISTANT

QUICK RELEASE & HEXAGON EYELETS

ULTRA COMFORT PERFORMANCE INNER SOLE

AVAILABLE IN SIZES 3-13

THE HIKER HRO CONSTRUCTION



HIKER HRO BROWN

SB-SRC-HRO



INCLUDES
ONE PAIR FREE
**WORK
GLOVES**



STYLE CODE: JCB1891
SANS 20345: 2014 & CE EN ISO 20345: 2011 APPROVED

EXTRA THICK SUPERIOR QUALITY
FULL GRAIN CRAZY HORSE LEATHER

JCB ERGONOMIC DNA SOLE:
EXCELLENT ABRASION & 300° HEAT RESISTANT PU/RUBBER

COMPOSITE TOE CAP

QUICK RELEASE & HEXAGON EYELETS

COMFORT PADDED ANKLE COLLAR

BELLOVED TONGUE TO SEAL OUT DEBRIS

SLIP RESISTANT

ULTRA COMFORT PERFORMANCE INNER SOLE

AVAILABLE IN SIZES 3-13

OXFORD SHOE

SB-SRC

SB-SRC

CHUKKA



STYLE CODE: JCB1800
SANS 20345: 2014 & CE EN ISO 20345: 2011 APPROVED

PREMIUM FULL GRAIN LEATHER

COMFORT PADDED ANKLE COLLAR


JCB ERGONOMIC DNA SOLE:
LIGHT-WEIGHT DUAL DENSITY PU/PU

SLIP RESISTANT

STEEL TOE CAP

ULTRA COMFORT PERFORMANCE INNER SOLE

AVAILABLE IN SIZES 3-13



BACK COLLAR
REFLECTOR



STYLE CODE: JCB1818
SANS 20345: 2014 & CE EN ISO 20345: 2011 APPROVED

FULL GRAIN BARTON LEATHER

BELLOWED TONGUE TO SEAL OUT DEBRIS

JCB ERGONOMIC DNA SOLE:
LIGHT-WEIGHT DUAL DENSITY PU/PU

SLIP RESISTANT

STEEL TOE CAP

REMOVABLE MOULDED INNER SOLE

QUICK RELEASE EXECUTIVE EYELETS

BACK COLLAR REFLECTOR FOR INCREASED VISIBILITY

COMFORT PADDED ANKLE COLLAR

AVAILABLE IN SIZES 3-13

JOGGER BLACK

SB-SRA

SB-SRA

JOGGER WHITE

ULTRA-LIGHT
EVA SOLE FOR
CUSHIONING
& COMFORT



STYLE CODE: JCB1819
SANS 20345: 2014 & CE EN ISO 20345: 2011 APPROVED

CUT RESISTANT FLY KNIT MESH UPPER

SLIP RESISTANT

ULTRA-LIGHT EVA/RUBBER OUTSOLE FOR MAXIMUM
RESPONSIVE CUSHIONING & SUPERIOR COMFORT

ULTRA COMFORT PERFORMANCE INNER SOLE

STEEL TOE CAP

AVAILABLE IN SIZES 3-13

ULTRA-LIGHT
EVA SOLE FOR
CUSHIONING
& COMFORT



STYLE CODE: JCB1811
SANS 20345: 2014 & CE EN ISO 20345: 2011 APPROVED

CUT RESISTANT FLY KNIT MESH UPPER

SLIP RESISTANT

ULTRA-LIGHT EVA/RUBBER OUTSOLE FOR MAXIMUM
RESPONSIVE CUSHIONING & SUPERIOR COMFORT

ULTRA COMFORT PERFORMANCE INNER SOLE

STEEL TOE CAP

AVAILABLE IN SIZES 3-13

SUPREME HI TOP BLACK



SIP-SRC-ESD



INCLUDES
ONE PAIR FREE
**WORK
GLOVES**

SIP-SRC-ESD



INCLUDES
ONE PAIR FREE
**WORK
GLOVES**

SUPREME HI TOP WHITE



STYLE CODE: JCB1851
SANS 20345: 2014 & CE EN ISO 20345: 2011 APPROVED

BLACK SANDWICH MESH KNIT MESH WITH KPU

KEVLAR MIDSOLE FOR ANTI PENETRATION

LIGHT-WEIGHT EVA/RUBBER OUTSOLE FOR
SUPERIOR COMFORT

REMOVABLE COMFORT INNER SOLE

METAL-FREE WITH CARBON TOE CAP

AVAILABLE IN SIZES 3-13

ESD - ELECTROSTATIC DISCHARGE

STYLE CODE: JCB1850
SANS 20345: 2014 & CE EN ISO 20345: 2011 APPROVED

BLACK SANDWICH MESH KNIT MESH WITH KPU

KEVLAR MIDSOLE FOR ANTI PENETRATION

LIGHT-WEIGHT EVA/RUBBER OUTSOLE FOR
SUPERIOR COMFORT

REMOVABLE COMFORT INNER SOLE

METAL-FREE WITH CARBON TOE CAP

AVAILABLE IN SIZES 3-13

ESD - ELECTROSTATIC DISCHARGE

GLIDE BLACK

SIP-SRC-ESD

SIP-SRC-ESD

GLIDE SKY



STYLE CODE: JCB1815
SANS 20345: 2014 & CE EN ISO 20345: 2011 APPROVED

BLACK RIP TEK TEXTILE FABRIC

KEVLAR MIDSOLE FOR ANTI PENETRATION

LIGHT-WEIGHT FLEX FOAM DUAL DENSITY PU/PU SOLE FOR
SUPERIOR COMFORT

LYCRA GLIDE COMFORT INNER SOLE

METAL-FREE WITH CARBON TOE CAP

AVAILABLE IN SIZES 4-13

ESD - ELECTROSTATIC DISCHARGE



STYLE CODE: JCB1835
SANS 20345: 2014 & CE EN ISO 20345: 2011 APPROVED

BLACK RIP TEK TEXTILE FABRIC

KEVLAR MIDSOLE FOR ANTI PENETRATION

LIGHT-WEIGHT FLEX FOAM DUAL DENSITY PU/PU SOLE FOR
SUPERIOR COMFORT

LYCRA GLIDE COMFORT INNER SOLE

METAL-FREE WITH CARBON TOE CAP

BLUE STRIPE FOR AESTHETIC DESIGN

ESD - ELECTROSTATIC DISCHARGE

AVAILABLE IN SIZES 4-13

GLIDE SILVER REFLECT

SIP-SRC-ESD

SIP-SRC-ESD

GLIDE AQUA



STYLE CODE: JCB1825
SANS 20345: 2014 & CE EN ISO 20345: 2011 APPROVED

- | | |
|---------------------------------------------------------------------|----------------------------------------------------|
| BLACK RIP TEK TEXTILE FABRIC | KEVLAR MIDSOLE FOR ANTI PENETRATION |
| LIGHT-WEIGHT FLEX FOAM DUAL DENSITY PU/PU SOLE FOR SUPERIOR COMFORT | LYCRA GLIDE COMFORT INNER SOLE |
| METAL-FREE WITH CARBON TOE CAP | SILVER REFLECTIVE STRIPES FOR INCREASED VISIBILITY |
| ESD - ELECTROSTATIC DISCHARGE | AVAILABLE IN SIZES 4-13 |



STYLE CODE: JCB1845
SANS 20345: 2014 & CE EN ISO 20345: 2011 APPROVED

- | | |
|---------------------------------------------------------------------|-------------------------------------|
| RIP TEK TEXTILE FABRIC | KEVLAR MIDSOLE FOR ANTI PENETRATION |
| LIGHT-WEIGHT FLEX FOAM DUAL DENSITY PU/PU SOLE FOR SUPERIOR COMFORT | LYCRA GLIDE COMFORT INNER SOLE |
| METAL-FREE WITH CARBON TOE CAP | FEMININE STYLING |
| ESD - ELECTROSTATIC DISCHARGE | AVAILABLE IN SIZES 3-12 |



UNIQUE SHIN GUARDS
for increased impact resistance

UNIQUE JCB DEFLECT META-GUARD
FOUR CHANNEL FORMATION FOR INCREASED IMPACT RESISTANCE
SILICONE CHANNEL FOR INCREASED REBOUND

STEEL MIDSOLE
for penetration resistance

STEEL TOE CAP PROTECTION

HEAVY DUTY SOLE
for longer lasting durability

SPECIALIZED CLEATS
with enhanced water and mud dispersion

STYLE NAME:

WARRIOR

STYLE CODE:

JCB1820

PRODUCT CLASSIFICATION:

S5 | SRA

WARRIOR

S5-SRA



STYLE CODE: JCB1820
SANS 20345: 2014 & CE EN ISO 20345: 2011 APPROVED

STEEL MIDSOLE FOR PENETRATION RESISTANCE

HEAVY DUTY SOLE FOR LONGER LASTING DURABILITY

UNIQUE JCB DEFLECT META-GUARD
FOUR CHANNEL FORMATION FOR INCREASED IMPACT RESISTANCE

SPECIALIZED CLEATS
WITH ENHANCED WATER AND MUD DISPERSION

SILICONE CHANNEL FOR INCREASED REBOUND

AVAILABLE IN SIZES 6-13

SOFT TOE WORK BOOTS

RUGGED WORK BOOTS THAT
WORK AS HARD AS YOU DO.
BUILT TOUGH FOR EVERYDAY
COMFORT.

S.W.A.T DESERT



STYLE CODE: JCB8811
PRODUCT SPECIFICATIONS:

PREMIUM QUALITY SUEDE WITH OXFORD MESH

EVA RUBBER OUTSOLE FOR TRACTION & LONG-LASTING WEAR

QUICK RELEASE & ROUND EYELETS

COMFORT PADDED ANKLE COLLAR

SOFT TOE

SIDE ZIP AND VELCRO FOR QUICK WEAR

BELLOWED TONGUE TO SEAL OUT DEBRIS

SLIP RESISTANT

REMOVABLE COMFORT INNER SOLE

AVAILABLE IN SIZES 5-13

NON-STEEL
TOE CAP

NON-STEEL
TOE CAP

S.W.A.T BLACK



STYLE CODE: JCB8812
PRODUCT SPECIFICATIONS:

PREMIUM FULL GRAIN LEATHER WITH OXFORD MESH

EVA RUBBER OUTSOLE FOR TRACTION & LONG-LASTING WEAR

QUICK RELEASE & ROUND EYELETS

COMFORT PADDED ANKLE COLLAR

SOFT TOE

SIDE ZIP AND VELCRO FOR QUICK WEAR

BELLOWED TONGUE TO SEAL OUT DEBRIS

SLIP RESISTANT

REMOVABLE COMFORT INNER SOLE

AVAILABLE IN SIZES 5-13

HOLTON HONEY NUBUCK



STYLE CODE: JCB8800
PRODUCT SPECIFICATIONS:

GENUINE HONEY NUBUCK LEATHER

ULTRA-LIGHT EVA SOLE FOR MAXIMUM CUSHIONING & COMFORT

QUICK RELEASE & HEXAGON EYELETS

COMFORT PADDED ANKLE COLLAR

SOFT TOE

RUBBER OUTSOLE FOR TRACTION & LONG-LASTING WEAR

BELLOWED TONGUE TO SEAL OUT DEBRIS

SLIP RESISTANT

ULTRA COMFORT PERFORMANCE INNER SOLE

AVAILABLE IN SIZES 3-13

NON-STEEL
TOE CAP



INCLUDES
ONE PAIR FREE
**WORK
GLOVES**

NON-STEEL
TOE CAP



INCLUDES
ONE PAIR FREE
**WORK
GLOVES**

HOLTON BLACK



STYLE CODE: JCB8801
PRODUCT SPECIFICATIONS:

PREMIUM FULL GRAIN LEATHER

ULTRA-LIGHT EVA SOLE FOR MAXIMUM CUSHIONING & COMFORT

QUICK RELEASE & HEXAGON EYELETS

COMFORT PADDED ANKLE COLLAR

SOFT TOE

RUBBER OUTSOLE FOR TRACTION & LONG-LASTING WEAR

BELLOWED TONGUE TO SEAL OUT DEBRIS

SLIP RESISTANT

ULTRA COMFORT PERFORMANCE INNER SOLE

AVAILABLE IN SIZES 3-13



CHELSEA CLASSIC BROWN

NON-STEEL
TOE CAP



STYLE CODE: JCB8850
PRODUCT SPECIFICATIONS:

SOFT TOE

PREMIUM FULL GRAIN LEATHER

ELASTICATED SIDE PANEL & PULL TABS FOR EASY DONNING & DOFFING

EVA RUBBER SOLE FOR TRACTION & LONG-LASTING WEAR

REMOVABLE COMFORT INNER SOLE

UNLINED FOR INSTANT COMFORT & DURABILITY

AVAILABLE IN SIZES 6-12

**NON-STEEL
TOE CAP**

CHELSEA CLASSIC BLACK



STYLE CODE: JCB8850
PRODUCT SPECIFICATIONS:

PREMIUM FULL GRAIN LEATHER

EVA RUBBER SOLE FOR TRACTION & LONG-LASTING WEAR

UNLINED FOR INSTANT COMFORT & DURABILITY

SOFT TOE

ELASTICATED SIDE PANEL & PULL TABS FOR EASY DONNING & DOFFING

REMOVABLE COMFORT INNER SOLE

AVAILABLE IN SIZES 6-12





CHELSEA BROWN CRAZY HORSE

NON-STEEL
TOE CAP



STYLE CODE: JCB8899
PRODUCT SPECIFICATIONS:

SOFT TOE

EXTRA THICK SUPERIOR QUALITY
FULL GRAIN CRAZY HORSE LEATHER

RUBBER OUTSOLE FOR TRACTION & LONG-LASTING WEAR

UNLINED FOR INSTANT COMFORT & DURABILITY

ELASTICATED SIDE PANEL & PULL TABS FOR EASY DONNING & DOFFING

ULTRA-LIGHT EVA SOLE FOR MAXIMUM CUSHIONING & COMFORT

ULTRA COMFORT PERFORMANCE INNER SOLE

AVAILABLE IN SIZES 3-13

CHELSEA BLACK



STYLE CODE: JCB8866
PRODUCT SPECIFICATIONS:

NATURALLY SOFT EXTRA THICK PREMIUM
QUALITY FULL GRAIN LEATHER

UNLINED FOR INSTANT COMFORT & DURABILITY

ULTRA-LIGHT EVA SOLE FOR MAXIMUM CUSHIONING & COMFORT

SOFT TOE

RUBBER OUTSOLE FOR TRACTION & LONG-LASTING WEAR

ELASTICATED SIDE PANEL & PULL TABS FOR EASY DONNING & DOFFING

ULTRA COMFORT PERFORMANCE INNER SOLE

AVAILABLE IN SIZES 3-13

NON-STEEL
TOE CAP

NON-STEEL
TOE CAP

CHELSEA TAN



STYLE CODE: JCB8877
PRODUCT SPECIFICATIONS:

GENUINE NUBUCK LEATHER

UNLINED FOR INSTANT COMFORT & DURABILITY

ULTRA-LIGHT EVA SOLE FOR MAXIMUM CUSHIONING & COMFORT

SOFT TOE

RUBBER OUTSOLE FOR TRACTION & LONG-LASTING WEAR

ELASTICATED SIDE PANEL & PULL TABS FOR EASY DONNING & DOFFING

ULTRA COMFORT PERFORMANCE INNER SOLE

AVAILABLE IN SIZES 3-13



LEGACY CHELSEA BLACK

NON-STEEL
TOE CAP



STYLE CODE: JCB8890
PRODUCT SPECIFICATIONS:

SOFT TOE

RUGGED FULL GRAIN LEATHER

ELASTICATED SIDE PANEL & PULL TABS FOR EASY DONNING & DOFFING

DURABLE ULTRA GRIP RUBBER SOLE

HEXAGON EYELETS

NON-STEEL TOE CAP

REMOVABLE COMFORT INNER SOLE

AVAILABLE IN SIZES 3-13

LEGACY CHELSEA BROWN



STYLE CODE: JCB8889
PRODUCT SPECIFICATIONS:

RUGGED FULL GRAIN LEATHER

DURABLE ULTRA GRIP RUBBER SOLE

NON-STEEL TOE CAP

SOFT TOE

ELASTICATED SIDE PANEL & PULL TABS FOR EASY DONNING & DOFFING

HEXAGON EYELETS

REMOVABLE COMFORT INNER SOLE

AVAILABLE IN SIZES 3-13

NON-STEEL
TOE CAP

NON-STEEL
TOE CAP

LEGACY HALF BOOT



STYLE CODE: JCB8888
PRODUCT SPECIFICATIONS:

RUGGED FULL GRAIN LEATHER

DURABLE ULTRA GRIP RUBBER SOLE

NON-STEEL TOE CAP

SOFT TOE

HEXAGON EYELETS

REMOVABLE COMFORT INNER SOLE

AVAILABLE IN SIZES 3-13



DRIFT

BLACK CANVAS SNEAKER

NON-STEEL
TOE CAP



STYLE CODE: JCB8860
PRODUCT SPECIFICATIONS:

LIGHTWEIGHT CANVAS FOR FLEXIBLE COMFORT

RUBBER OUTSOLE FOR MAXIMUM COMFORT

RUBBER TOE BUMPER

SOFT TOE

REMOVABLE COMFORT INNER SOLE

AUTHENTIC JCB SINCE 1945 HEEL LABEL

AVAILABLE IN SIZES 3-12

DESERT TAN LACE UP



STYLE CODE: JCB8822
PRODUCT SPECIFICATIONS:

BREATHABLE WATER RESISTANT LEATHER UPPER

SELF MOULDING FLEXIBLE SOFT RAW-HIDE

STITCHED SOLE

SOFT TOE

REMOVABLE COMFORT INNER SOLE

AVAILABLE IN SIZES 3-13

NON-STEEL
TOE CAP

NON-STEEL
TOE CAP

DESERT BROWN LACE UP



STYLE CODE: JCB8844
PRODUCT SPECIFICATIONS:

BREATHABLE WATER RESISTANT LEATHER UPPER

SELF MOULDING FLEXIBLE SOFT RAW-HIDE

STITCHED SOLE

SOFT TOE

REMOVABLE COMFORT INNER SOLE

AVAILABLE IN SIZES 3-13

DESERT TAN SLIP ON



STYLE CODE: JCB8833
PRODUCT SPECIFICATIONS:

BREATHABLE WATER RESISTANT LEATHER UPPER

SELF MOULDING FLEXIBLE SOFT RAW-HIDE

STITCHED SOLE

SOFT TOE

ELASTICATED SIDE PANEL & PULL TAB FOR EASY DONNING & DOFFING

REMOVABLE COMFORT INNER SOLE

AVAILABLE IN SIZES 3-13

NON-STEEL
TOE CAP

NON-STEEL
TOE CAP

DESERT BROWN SLIP ON



STYLE CODE: JCB8855
PRODUCT SPECIFICATIONS:

BREATHABLE WATER RESISTANT LEATHER UPPER

SELF MOULDING FLEXIBLE SOFT RAW-HIDE

STITCHED SOLE

SOFT TOE

ELASTICATED SIDE PANEL & PULL TAB FOR EASY DONNING & DOFFING

REMOVABLE COMFORT INNER SOLE

AVAILABLE IN SIZES 3-13

ACCESSORIES

MERCHANDISE



HIGH PERFORMANCE
INNER SOLE



SAFETY BOOT
LACES



WORK SOCKS
HEAVY DUTY

SUPERIOR WORK SOCKS
QUALITY COTTON BLEND

CASUAL DRESS SOCKS
QUALITY COTTON BLEND

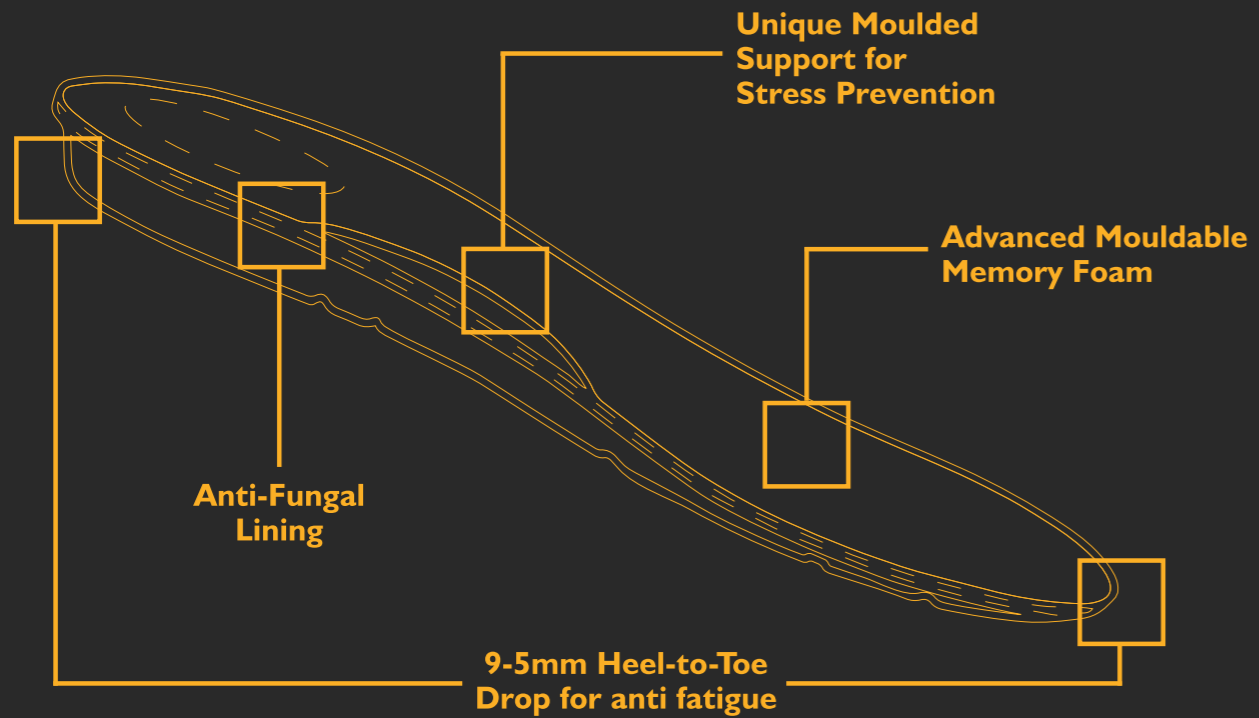


SINGLE FOOTWEAR
DISPLAY STAND



MULTIPLE FOOTWEAR
DISPLAY STAND

HIGH PERFORMANCE INNER SOLE



SHOE SIZE CONVERSION GUIDE

UK	3	4	5	6	7	8	9	10	11	12	13
EUR	36	37	38	39	40	42	43	44	46	47	48



JCB
ERGONOMIC
DNA SOLE

SAFETY FOOTWEAR



HOLTON HIKER
HONEY NUBUCK



HOLTON HIKER
BROWN



HOLTON HIKER
BLACK NUBUCK



HOLTON HIKER
BLACK



CHUKKA



CHELSEA
BROWN



CHELSEA
BLACK



CHELSEA
TAN



HIKER HRO
BROWN



HIKER HRO
BLACK



OXFORD



JOGGER



SUPREME HI TOP
BLACK



SUPREME HI TOP
WHITE



WARRIOR



GLIDE
BLACK



GLIDE
SKY



GLIDE
AQUA



GLIDE
SILVER REFLECT

SOFT TOE WORK BOOTS



S.W.A.T
DESERT NST



S.W.A.T
BLACK NST



HOLTON
BROWN NST



HOLTON
HONEY NST



HOLTON
BLACK NST



CHELSEA CLASSIC
BROWN NST



CHELSEA CLASSIC
BLACK NST



LEGACY
HALF BOOT NST



LEGACY CHELSEA
BROWN NST



LEGACY CHELSEA
BLACK NST



CHELSEA
BROWN NST



CHELSEA
BLACK NST



CHELSEA
TAN NST



DRIFT
CANVAS SNEAKER NST



DESERT
TAN LACE UP NST



DESERT
TAN SLIP ON NST



DESERT
BROWN LACE UP NST



DESERT
BROWN SLIP ON NST

*NST | Non-Steel Toe

OUR LEATHER

Below are some examples of the finest leather selected to craft your new pair of JCB Premium Safety Footwear:

FULL GRAIN LEATHER:

THE HIGHEST QUALITY LEATHER, FULLY RETAINING THE NATURAL OUTER GRAIN. TREATED TO ENSURE A DURABLE YET SOFT AND FLEXIBLE FINISH WHILE OFFERING A WATER-REPELLENT FUNCTION.



NUBUCK:

THE OUTERMOST SECTION OF THE CATTLE'S COAT, THAT AFTER A SPECIFIC TANNING PROCESS, BECOMES SLIGHTLY SMOOTH PROVIDING A CHAMOIS FINISH.




BARTON LEATHER:

GENUINE LEATHER, WHICH IS SUBJECTED TO DIFFERENT PROCESSING PHASES THAT HELP TO ACHIEVE A FLAWLESS OUTER LAYER FINISH WHICH PROVIDES ADDITIONAL PROTECTION AND WATER-RESISTANCE TO THE LEATHER.



CRAZY HORSE LEATHER:

NATURAL LEATHER TREATED WITH A UNIQUE TANNING PROCESS THAT CREATES A RICH PROTECTIVE COAT ON THE SURFACE.



SUEDE LEATHER:

THE MOST INTERNAL PART OF THE LEATHER RECOGNIZABLE BY ITS SOFTNESS.



ALL THE LEATHER SELECTED TO MANUFACTURE JCB SAFETY FOOTWEAR IS TESTED BY INTERNATIONALLY RECOGNISED LABORATORIES.

Follow our tips to care for your JCB footwear:
www.jcbsafetyfootwear.co.za

OUR COMPONENTS

Ensure the footwear you choose includes the technical components required for your environment.

STEEL TOE CAP:

CE EN ISO APPROVED ANTI-RUST STEEL TOE CAP TESTED TO WITHSTAND IMPACTS WITH A FORCE OF UP TO 200 JOULES AND COMPRESSION OF UP TO 1,500 KG.



COMPOSITE TOE CAP:

LIGHT IN WEIGHT AND METAL-FREE, THIS PROTECTIVE TOE CAP IS MADE OF A COMPOSITE MATERIAL STILL OFFERING 200 JOULES OF IMPACT RESISTANCE.



PUNCTURE RESISTANCE STEEL-PLATE:

CE EN ISO APPROVED ANTI-RUST STEEL INSOLE THAT PROTECTS THE FOOT FROM PENETRATIONS OF SHARP OBJECTS THROUGH THE SOLE OF THE SHOE; TESTED TO WITHSTAND A PENETRATION FORCE OF UP TO 1,100 NEWTON.



PUNCTURE RESISTANCE NON STEEL-PLATE:

MADE OF KEVLAR MULTILAYER POLYESTER FABRIC, WHICH IS LIGHTER THAN THE STEEL PLATE, BUT STILL ENSURES THE SAME RESISTANCE TO PENETRATION OF ELEMENTS THROUGH THE SOLE.



BREATHABLE INNER MESH:

A WEAR-RESISTANT FABRIC EQUIPPED WITH MICRO-FIBER TECHNOLOGY THAT PROVIDES THE INNER LINING WITH THE HIGHEST TRANSPIRATION, BREATH-ABILITY AND ANTI-BACTERIAL FUNCTIONALITY.



HIGH PERFORMANCE INNER SOLE:

CONSTRUCTED WITH ADVANCED MEMORY FOAM FOR COMFORT AND FINISHED WITH ANTI-FUNGAL LINING, THE BIOMECHANICAL MOULDED PROFILE PROVIDES RELIEF AND SUPPORT IN EVERY STEP REDUCING FATIGUE AND INCREASING THE WELLNESS OF FEET, KNEES AND BACK.





CLASSICALLY CRAFTED

Since 1945, JCB has always looked for better ways to keep at the cutting edge of innovation. Today, JCB has some of the finest engineering facilities across the globe, producing a range of over 300 machines designed and built using the finest materials to perform safely in the toughest conditions. Building the best is in our DNA and the same engineering heritage, innovative design, quality and attention to detail can be found in our latest range of **JCB SAFETY FOOTWEAR**.



JCB

SAFETY FOOTWEAR

www.jcbsafetyfootwear.co.za



IT'S IN OUR DNA.